

Blair Stocker  
Wise Craft Handmade  
Workshop and Lecture offerings  
July 2021-July 2022



As a former textile and apparel designer, I have a keen understanding of color, the relationships between them, and applying them to design. Fabrics that hold meaning to us inspire my work, and I also enjoy playing with the traditional idea of the “scrappy quilt”. All of these concepts are combined in my quilting practice

I have authored two books, *Wise Craft: Turning Thrift Store Finds, Fabric Scraps, and Natural Objects into Stuff You Love*, and most recently, *Wise Craft Quilts: A Guide To Turning Beloved Fabric Into Meaningful Patchwork*. I also am inventor of the Ruby Ruler™, a ruler and color value design tool. I am online at [wisecrafthandmade.com](http://wisecrafthandmade.com).

Following is a list of lectures and workshops I currently offer. I would love to work with your guild or quilt shop. Any questions please feel free to contact me at [blair@wisecrafthandmade.com](mailto:blair@wisecrafthandmade.com)

---

## Lectures

### **Lecture/Truck Show fee- \$500**

- 45-90 minutes long, according to request. Include slides, quilts, discussion, and q&a.
- No cap on in-person audience, current cap on virtual Zoom audience is 100.
- Lectures and workshops are offered only virtually for the remainder of 2021.
- In-person lectures will tentatively resume January 2022, virtual lectures will also continue as an option until further notice.
- Virtual lectures are held over Zoom and may not be recorded.



## Find the Value in your Scraps


Using scrap fabrics and making do is the very essence of quilting. I'll take you through a practical exploration of using color value relationships between fabrics in your stash. Using color value differences between your fabric in an intentional way is a powerful design tool. It can create a unique "sparkle" to your work.



## The World of Aurifil Thread

As a certified Aurifilosopher for Aurifil from Italy, let me show you how the right thread makes ALL the difference in your quilts. I will cover the basics of this beautiful thread, including information on weight and ply, spool positioning, needle recommendations, and tension settings. I'll share projects made with different types of Aurifil thread, and offer helpful tips on choosing which thread for which use.

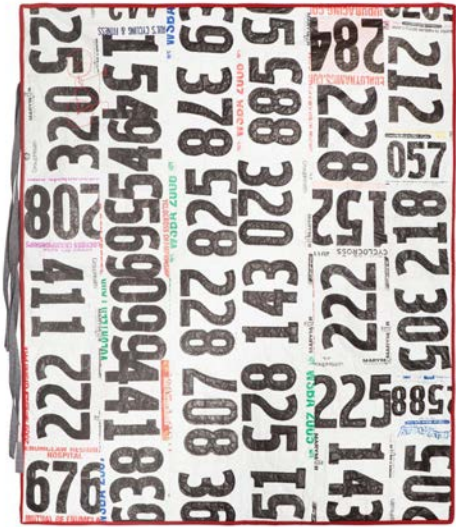
And bonus- each program attendee with a bag of exclusive Aurifil swag!



## Color Confidence in Quilting

Color palettes and deciding what colors to use in our quilts can be an intimidating process. But it doesn't have to be. Train your design eye to respond to your favorite colors and color combinations. Learn about color relationships and create quilts with meaningful color palettes. Instead of relying on the "rules" of the color wheel, I will show you how to be more intuitive about color pairings.

## Meaningful and Unconventional Fabrics in Quilts



Want to make a quilt with fabrics that have strong meaning to you? Have a special collection of textiles waiting for the right inspiration? Maybe you have questions about whether a fabric is suitable to use in a quilt? Get design inspiration and practical tips on how to use fabrics other than quilting cottons in your work. I'll provide all types of examples and tips to give you the confidence you need to use these types of fabrics. Give your quilts a story to tell with what you'll learn in this inspiring lecture.

---

## Workshops

- **Workshop Fee for 3 hour/half day- \$350** (virtual or in person)  
20 students max for in person workshop, 50 students max for virtual.
- **Workshop Fee- 6 hour/Full day- \$700** (virtual or in person)  
20 students max for in person workshop, 50 students max for virtual.
- 3 or 6 hour options as noted.
- Workshops are offered only virtually for the remainder of 2021.
- In-person workshops will resume January 2022, with live virtual workshops continuing as an option until further notice.
- Virtual workshops are live on Zoom and cannot be recorded.



## Find The Value in Your Stash 3 or 6 hour options

Let me open your eyes to new ways to play with fabric and color in your quilt designs! We will let experimentation and chance be our guide as I show you the magic of color value and how to use it. We will design our own scrappy quilt using what we our new color value knowledge. Easy for confident beginners, eye-opening for seasoned quilters.

\*Note- This workshop requires the purchase of one Ruby Ruler™ per student.





## “Handstitched” English Paper Piecing 3 hour

Relax into some meditative hand stitching while making this project from my second book. Using traditional English Paper Piecing (EPP), we will explore light and dark color value in your grouping of scrappy fabrics to create this motif. The finished piece can be framed or appliqued onto a quilt when completed. No sewing machine required. Suitable for all skill levels.

\*Note- This workshop requires the purchase of one EPP template kit per student.



## The Best Ever T-shirt Quilt 6 hour

Our favorite t-shirts (or the collection of a loved one) usually have lots of really special memories tied to them. Loved to death and ready to retire, I will guide you through turning your tees into the coziest quilt you've ever snuggled under. We will cover design ideas, how to stretchy and unconventional fabrics, and discuss design strategies to showcase the best part from each tee. Suitable for intermediate quilters.



## The Starflake Quilt 6 hour

Let's divide your stash into 3 values and learn the design elements of the Starflake Quilt. Built using my green fabric scraps until I got tired of them and switched to pink, it is my most popular pattern and was exhibited at QuiltCon. We will cover concepts like using the same fabric as multiple values, how to set design parameters that inspire you, and making consistent design decisions in a complex design like this. Suitable for intermediate quilters.


Note: This workshop requires the purchase of the Starflake quilt pattern per student.

## Boro-inspired Quilt 6 hour



Boro cloth from Japan is old cloth that is patched, mended, and pieced together with fabric patches and hand stitching to make it usable again. Create your own Boro-inspired quilt with my direction, using your favorite fabrics and threads. I have lots of pieces and knowledge to share and inspire you. Prompts will get us thinking about patchwork composition, color palette, and placement of your patches. Suitable for students who are confident beginners and enjoy handstitching.

## Modern Chicken Scratch Embroidery 3 hour



My newest workshop is all about the vintage craft of Chicken Scratch, or Snowflake, embroidery. Handstitched on gingham, this endlessly customizable method creates a sort of lacy optical illusion on your base cloth. Its magic! We will learn the basics of Chicken Scratch stitching and weaving as we make a 20" square star motif panel. It can be finished into a pillow or used as a quilt square when completed. Easy to learn for all skill levels, but experience with hand embroidery is a bonus.

Note- Kits are available for this class but not required. Email for details.